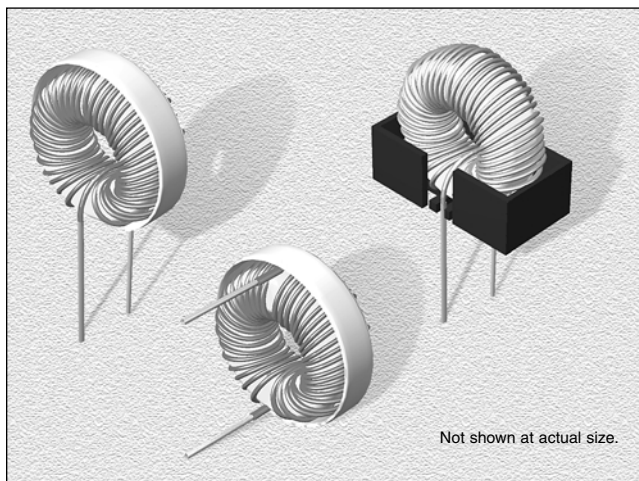


High Current Power Toroids



SPECIFICATIONS

Parts are marked to indicate tolerance available.
K = ±10%, L = ±15%, M = ±20%

Part Number	Inductance (µH)	L Test Freq. (kHz)	Rated DC (A)	Dia. (mm)	Width (mm)	Wire (AWG)	Optional Klip Mount
CT30-100K_	10	1.0	2.5	10.5	5.5	24	KM-1
CT44-100K_	10	1.0	3.0	14.2	8.5	20	KM-2
CT44-121K_	120	1.0	1.1	14.2	7.5	23	KM-2
CT44-102K_	1000	1.0	.50	14.2	6.0	30	KM-2
CT50-5R0K_	5.0	1.0	5.0	15.2	7.6	18	KM-3
CT50-100K_	10	1.0	3.0	16.5	8.5	18	KM-3
CT50-250K_	25	1.0	2.5	13.5	6.5	23	KM-2
CT50-101K_	100	1.0	2.0	15.5	8.5	22	KM-3
CT50-251K_	250	1.0	1.0	16.0	8.0	24	KM-2
CT50-102K_	1000	1.0	1.0	16.5	9.0	26	KM-3
CT60-331K_	330	1.0	2.5	17.7	8.8	24	KM-3
CT67-250K_	25	1.0	5.5	22.0	11.0	18	KM-4
CT67-500K_	50	1.0	5.0	21.0	13.0	18	KM-3
CT67-101K_	100	1.0	2.5	20.0	7.5	23	KM-4
CT68-100K_	10	1.0	6.0	20.8	8.2	18	KM-4
CT68-250K_	25	1.0	5.0	21.0	8.2	18	KM-4
CT68-500K_	50	1.0	3.0	22.0	10.0	19	KM-4
CT72-251K_	250	1.0	1.0	21.5	9.0	21	KM-4
CT77-501K_	500	1.0	2.0	23.7	11.0	22	KM-4
CT80-250K_	25	1.0	6.0	28.0	9.5	16	KM-4
CT80-101K_	100	1.0	5.0	25.0	12.0	18	KM-4
CT80-251K_	250	1.0	3.0	25.0	12.0	20	KM-5
CT80-961K_	960	1.0	1.0	24.0	11.0	25	KM-5
CT80-822M_	8200	1.0	1.0	24.0	12.0	20	KM-5
CT94-100M_	10	1.0	5.0	27.9	12.7	17	KM-5
CT94-251K_	250	1.0	5.0	29.0	10.0	18	KM-5
CT94-501K_	500	1.0	6.0	29.0	15.5	18	KM-5
CT94-751K_	750	1.0	4.5	30.5	12.7	19	KM-5
CT94-102K_	1000	1.0	4.0	29.2	15.0	20	KM-5
CT106-500K_	50	1.0	7.0	33.0	16.0	15	KM-5
CT106-101K_	100	1.0	5.0	33.5	17.5	16	-
CT106-201K_	200	1.0	3.0	32.0	14.0	22	-
CT106-471K_	470	1.0	6.0	35.0	21.0	16	-
CT130-121K_	120	1.0	10.0	42.0	21.0	12	-
CT130-251M_	250	1.0	8.0	40.0	20.0	14	-
CT130-561M_	560	1.0	5.0	36.8	22.2	18	-
CT141-100K_	10	1.0	10.0	44.0	18.0	12	-

CHARACTERISTICS

Description: Vertical or Horizontal toroid inductor

Applications: EMI/RFI filter and heavy duty applications

Operating Temperature: -20°C to +80°C

Inductance Tolerance: ±10%, ±15%, ±20%

Inductance Ranges: 0.5 µH to 10.0 µH

Testing: Tested on an HP4284A at 1.0 kHz

Packaging: Bulk pack

Material: Iron powder or ferrite cores

Current Capabilities: .5 A to 10.0 A

Optional Tape: UL glass tape (white)

Styles: Vertical, Horizontal & Klip Mount

How to order CT Toroids:

Vertical Mount w/ Tape: CT30-100K-TV

Horizontal Mount w/ Tape: CT30-100K-TH

Toroid w/ Base: CTB30-100K

Vertical or Horizontal Toroids w/ no Tape: Only add V or H

Miscellaneous: Detailed specification sheets are available upon request

Additional Information: Additional electrical & physical information available upon request

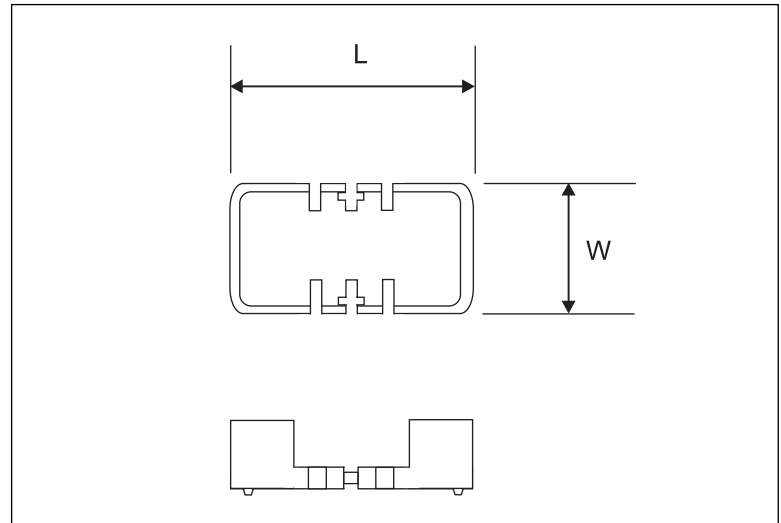
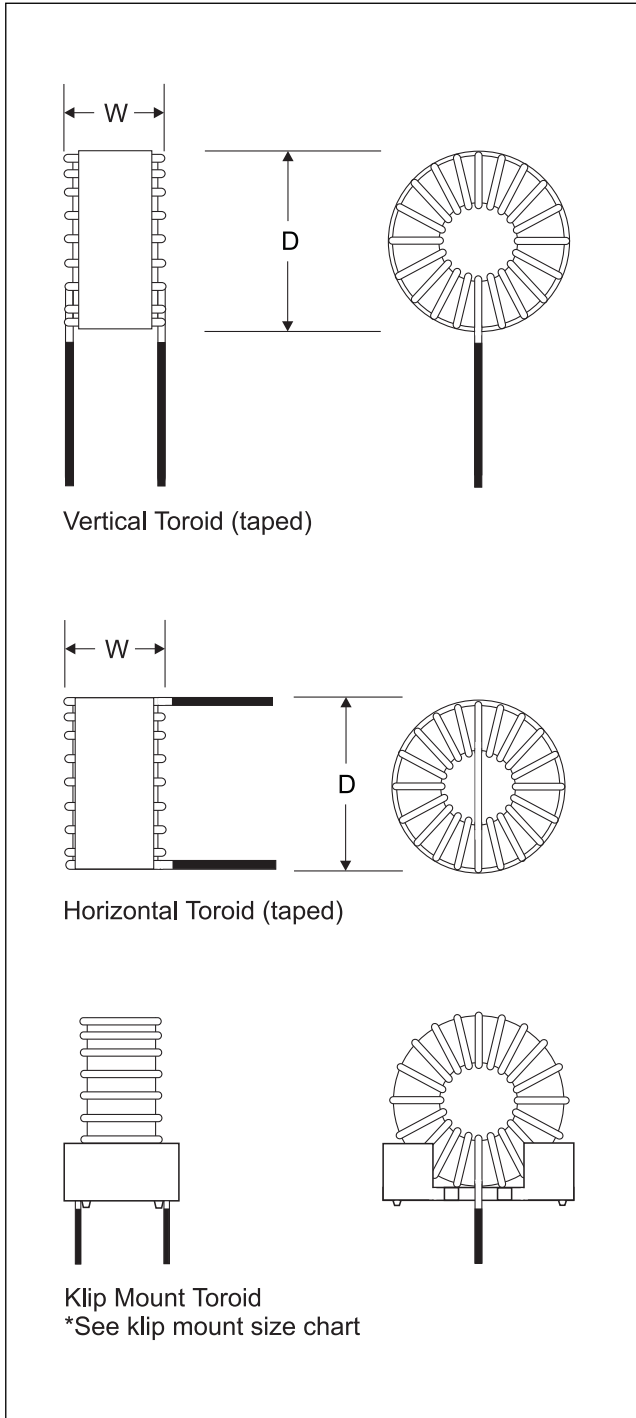
Samples available. See website for ordering information.

This is a representation of some of the more common toroid series types we produce. For values or sizes not shown ask for a specific requirement.

High Current Power Toroids

PHYSICAL DIMENSIONS

Klip Mount #	Length	Width	AWG Sizes
KM-1	14.7	8.6	21-24
KM-2	16.5	11.4	18-24
KM-3	21.0	11.4	18-24
KM-4	24.1	15.2	17-22
KM-5	31.7	17.7	17-22



← Use images to left.

Series Number	Minimum (mm)	Maximum (mm)
CT30	9.80 D / 5.50 W	10.5 D / 5.50 W
CT44	14.0 D / 6.00 W	14.7 D / 8.50 W
CT50	14.0 D / 6.50 W	17.0 D / 10.5 W
CT60	18.0 D / 8.50 W	21.0 D / 11.4 W
CT67	20.0 D / 7.50 W	22.0 D / 13.0 W
CT68	20.8 D / 8.20 W	22.0 D / 10.0 W
CT72	19.0 D / 7.20 W	21.6 D / 11.0 W
CT77	23.7 D / 10.5 W	30.0 D / 12.7 W
CT80	23.0 D / 10.0 W	30.0 D / 14.0 W
CT94	27.5 D / 12.7 W	21.7 D / 15.8 W
CT106	31.0 D / 13.0 W	35.5 D / 17.7 W
CT130	36.0 D / 14.5 W	42.0 D / 22.2 W
CT141	43.5 D / 17.0 W	47.0 D / 23.0 W